

**TOMY**®

## **Bumbo® Baby Seat**

On August 15, 2012 Bumbo International Trust conducted a voluntary action to add a restraint belt and new warnings to the Bumbo Baby Seat in the U.S.


Infants can maneuver out of or fall from the seat, posing a risk of injuries.

Working closely with the CPSC (Consumer Product Safety Commission) in the U.S., Bumbo has determined that the potential safety issue can be readily corrected in the home by adding a restraint belt. In addition Bumbo is providing a new warning sticker for consumers to attach to the seat to re-emphasize existing warnings against use of the seat on any raised surfaces.

TOMY are the authorised distributors of the Bumbo Baby Seat in the UK and we are offering the same remedy to all UK customers. We will send you a kit which includes a belt with a new warning sticker, installation instructions, proper use instructions and a new warning sticker. There is no need for you to return the Bumbo Baby Seat.

On receipt of your kit please:

- **Install the belt in accordance with instructions provided.**
- **Always use the restraint belt to secure your child.**
- **Apply the new warning sticker over the existing warning on the back of the Bumbo Baby Seat.**
- **Follow all usage instructions and never use the Bumbo Baby Seat on any raised surface.**
- **Discontinue use of Bumbo seat cover accessories that interfere with installation of the restraint belt.**



**TOMY**®

# Frequently Asked Questions

## What is being recalled by Bumbo?

Note: The term 'recall' is used in the US to describe any safety action. Bumbo seats do not need to be returned in the US, UK or any other country.

The product subject to the recall can be identified in several ways:

- On the front of the seat in raised lettering is the word "Bumbo" with the image of an elephant on top.
- The bottom of the seat has the following words: "Manufactured by Bumbo South Africa Material: Polyurethane World Patent No. PCT: ZA/1999/00030." The back of the seat has several warnings, and seats manufactured since 2008 also have warnings on the front of the seat against use on raised surfaces.



LIME  
MANUFACTURE DATE: ALL



BLUE  
MANUFACTURE DATE: ALL



AQUA  
MANUFACTURE DATE: ALL



MINT  
MANUFACTURE DATE: ALL



LILAC  
MANUFACTURE DATE: ALL



ROSE PINK  
MANUFACTURE DATE: ALL



PINK  
MANUFACTURE DATE: ALL



YELLOW  
MANUFACTURE DATE: ALL



**TOMY**®



YELLOW  
MANUFACTURE DATE: ALL



ORANGE  
MANUFACTURE DATE: ALL

### **Why is a belt being provided for the Bumbo Baby Seat?**

When attached properly, the belt will help prevent children from getting out of or falling from the seat. Even with the belt, the seat should be used only as intended—on the floor with adult supervision. You should never use the Bumbo Baby Seat on a raised surface.

### **Why are you providing a new warning sticker for the Bumbo Baby Seat? My Bumbo Baby Seat already has warning on it.**


It's important that all parents and caregivers who are using the Bumbo Baby Seat know how to use it properly. The seat is designed to be used only on the floor and never on raised surfaces. The warnings have been updated to help emphasize that. Please attach the sticker that came with the repair kit over the warnings on the back of the seat.

### **Can I return my product?**

Bumbo Baby Seats cannot be returned to the manufacturer or retail store as part of this voluntary action.

### **Can I send my Bumbo Baby Seat back to the company and receive a new one (and can I get a different color)?**

Your Bumbo Baby Seat cannot be exchanged for a new Bumbo Baby Seat with a restraint belt and new warning sticker, or for a different color.



**TOMY**®

## **I own more than one Bumbo Baby Seat, can I request more than one restraint belt and new warning sticker?**

Yes, if you own more than one Bumbo Baby Seat you will be able to request more than one restraint belt and new warning sticker.

## **How do I install the restraint belt and adhere the new warning sticker?**

Your Repair Kit includes detailed instructions showing how to attach the restraint belt and adhere the new warning sticker to your Bumbo Baby Seat. Installation instructions are available here:  
<http://recall.bumbousa.com/instructions.php>

## **Are the Repair Kit components difficult to install?**


The installation is simple and quick. All you need is a pen or marker and your Repair Kit includes detailed instructions showing how to attach the restraint belt and adhere the new warning sticker to your Bumbo Baby Seat. Installation instructions are available here:  
<http://recall.bumbousa.com/instructions.php>

## **Do I need tools to install the restraint belt?**

No tools are required for installation. Other than a pen or marker, the Repair Kit contains all necessary components to install the restraint belt and new warning sticker.

## **I've never had a problem with my child getting out of the Bumbo Baby Seat. Should I still use the restraint belt?**

Yes, please use the restraint belt. It is important to follow all of the product instructions and have a clear understanding of the new warning sticker provided with the Repair Kit. Children may move unexpectedly and using the belt will help prevent children from getting out of or falling from the seat when used on the floor, or causing the Bumbo Baby Seat to slide or move.



**TOMY**®

## **Does the restraint belt need to be attached snugly around my child?**

Yes. Attaching the restraint belt snugly around your child will prevent him from getting out of or falling from the seat when it is used as intended—on the floor with adult supervision.


## **Can I leave my baby unattended when using the restraint belt?**

You must always stay with and watch your baby during use. Even when the restraint belt is used, a baby can cause the Bumbo Baby Seat to slide or move.

## **With the restraint belt can I put my baby in the Bumbo Baby Seat on a raised surface, in a bathtub or in a car?**

No. It is important to follow all of the instructions and have a clear understanding of the product warnings provided with the Repair Kit. The Bumbo Baby Seat is designed to be used only on the floor. Do NOT use the Bumbo Baby Seat on any raised surface such as tables, counters, chairs, or beds to prevent risk of serious injury from falls.

The Bumbo Baby Seat is not a replacement for other baby products. Do not use as a high chair. Do not use as a bath seat or in a kiddie pool. Using the Bumbo Baby Seat in or near water can lead to drowning. Do not use as a car seat.



**TOMY**®

### **Can I use my Bumbo Baby Seat as a booster seat now?**

No. It is important to follow all of the product instructions and have a clear understanding of the new warning sticker provided with the Repair Kit. The Bumbo Baby Seat is designed to be used only on the floor. Do NOT use the Bumbo Baby Seat as a booster seat or in place of a highchair. The Bumbo Baby Seat should never be used on raised surfaces.

### **Will I be able to use my Play Tray with the restraint belt installed?**

Yes, the Bumbo Play Tray can still be used with the Bumbo Baby Seat once the restraint belt is installed.